

Anchor Green Primary School



A Student's Guide to Using SLS for Home-Based Learning



Table of Contents

Preparation for HBL (Self-Checklist)	3
If I Forget My MIMS Password... ..	4
What are Security Questions and How do I Set Them?.....	6
How to Link my Google Account to SLS?	8
How Do I Access Google Meet in SLS?.....	12
Familiarising Myself with the New SLS Interface [NEW].....	16
How Do I Behave Online?	17
Frequently Asked Questions (For Parents).....	18
Who Do I Contact If I Still Need Help?	20

Preparation for HBL (Self-Checklist)

- Do I have my MIMS password in my handbook?
- Are my passwords correct? Did I change them recently?
- Do I know what to do when I forget my password for SLS or MIMS?
- Have I set my security questions for MIMS?
- Do I still remember my answers to my security questions for SLS and MIMS?
- Do I know how to use Google Meet in SLS?
- Have I linked my MIMS account to SLS?
- Do I know how to behave online during my face-to-face sessions with my teachers?



If I Forget My MIMS Password...

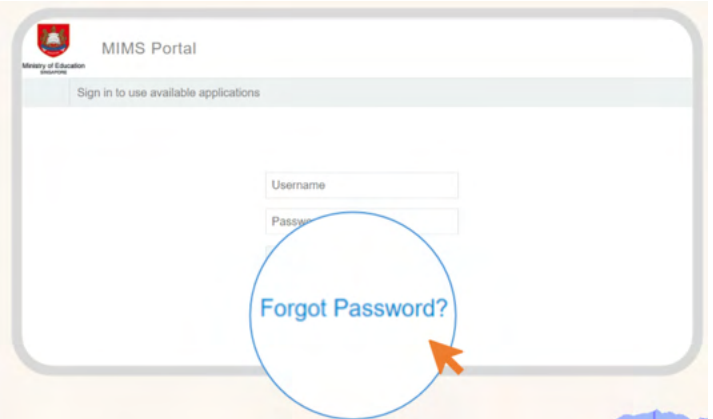
1

Go to **MIMS Portal**

<https://mims.moe.gov.sg/sspr>

Or search through Google

Click on **Forgot Password**



MIMS Portal
Ministry of Education Singapore
Sign in to use available applications

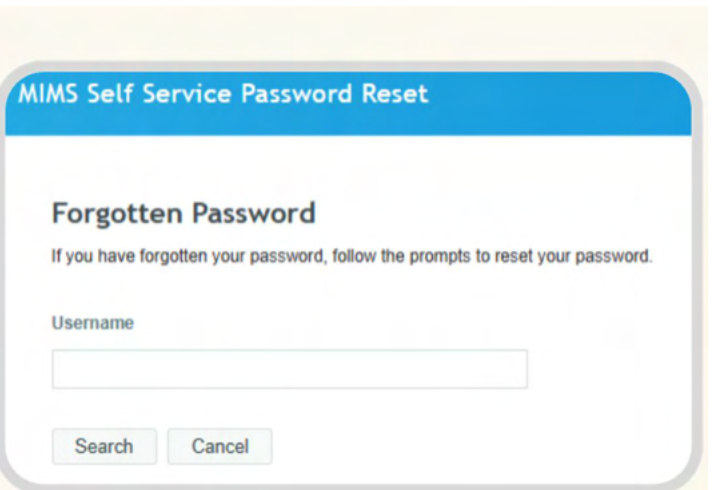
Username
Password

Forgot Password?

2

Type in your MIMS username

Click **Search**



MIMS Self Service Password Reset

Forgotten Password
If you have forgotten your password, follow the prompts to reset your password.

Username

Search Cancel

3 Answer the Challenge Questions that you've set previously

Click **Check Answers**

If you don't remember your answers, refer to your handbook where you should have written it down

Self Service Password Reset

Forgotten Password

Please answer the following questions. If you answer these questions correctly, you will then be able to reset your password.

What is your favourite colour?

Type your answers here

What is your favourite sport or hobby?

Type your answers here

Check Answers

Cancel

4 Once you have correctly answered your Challenge Questions, you will be able to reset your password

Then click **Change Password**

Remember to write down your new password on the login detail sticker that is in your handbook

Change Password

Please change your password. Keep your new password secure. After you type your new password, click the Change Password button. If you must write it down, be sure to keep it in a safe place. Your new password must meet the following requirements:

- Password is case sensitive.
- Must be at least 12 characters long.
- The first character can not be a symbol (non letter or number).
- Must not include part of your name or user name.
- Must have at least three types of the following characters:
 - Uppercase (A-Z)
 - Lowercase (a-z)
 - Number (0-9)
 - Symbol (!, #, \$, etc.)

Please type your new password

New Password

Think of a new password

Confirm Password

Retype your new password

Change Password

Cancel

What are Security Questions and How do I Set Them?

- 1 Log in to **MIMS Portal**
<https://mims.moe.gov.sg/sspr>
Or search through Google

On the main menu, click on
Setup Security Question

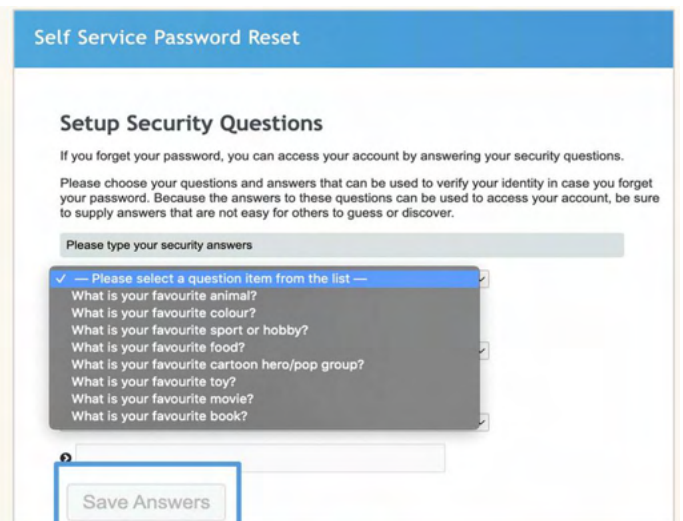


For Primary One

- 2 Set **Challenge Questions**

Look at your handbook and choose
the same 3 questions as the ones in
SLS

- Favourite animal
- Favourite colour
- Favourite sport



**Key in the same answers as found in your handbook
and click Save Answers when you are done**

For Primary Two and Three

2 Set Challenge Questions

Choose the following three questions for your security questions

- Favourite animal
- Favourite colour
- Favourite sport

and set the answers to them. After setting the answers, click **Save Answers**

Self Service Password Reset

Setup Security Questions

If you forget your password, you can access your account by answering your security questions.

Please choose your questions and answers that can be used to verify your identity in case you forget your password. Because the answers to these questions can be used to access your account, be sure to supply answers that are not easy for others to guess or discover.

Please type your security answers

- ✓ — Please select a question item from the list —
- What is your favourite animal?
 - What is your favourite colour?
 - What is your favourite sport or hobby?
 - What is your favourite food?
 - What is your favourite cartoon hero/pop group?
 - What is your favourite toy?
 - What is your favourite movie?
 - What is your favourite book?

Save Answers

Make sure you write your answers in your handbook!

For Primary Four to Six

2 Set Challenge Questions

Choose 3 questions and set the answers to them. After setting the answers, click

Save Answers

Make sure you write your answers in your handbook!

Self Service Password Reset

Setup Security Questions

If you forget your password, you can access your account by answering your security questions.

Please choose your questions and answers that can be used to verify your identity in case you forget your password. Because the answers to these questions can be used to access your account, be sure to supply answers that are not easy for others to guess or discover.

Please type your security answers

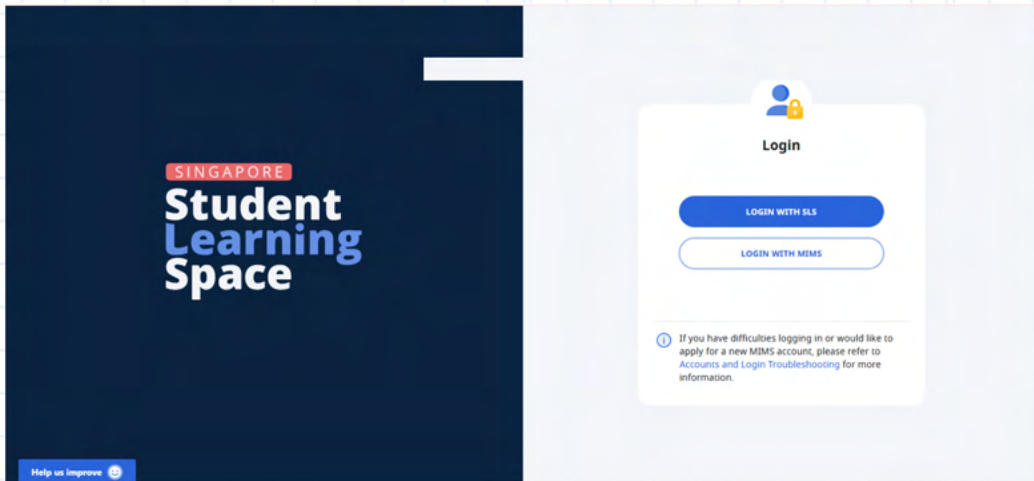
- ✓ — Please select a question item from the list —
- What is your favourite animal?
 - What is your favourite colour?
 - What is your favourite sport or hobby?
 - What is your favourite food?
 - What is your favourite cartoon hero/pop group?
 - What is your favourite toy?
 - What is your favourite movie?
 - What is your favourite book?

Save Answers

How to Link my Google Account to SLS?

1 Login to SLS

First, go to SLS
And click on **Login with SLS or MIMS**

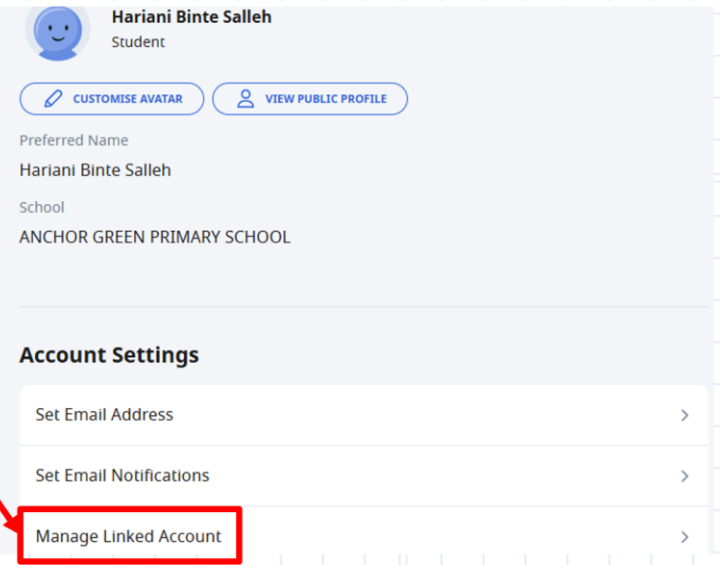


2 Login to Google Account

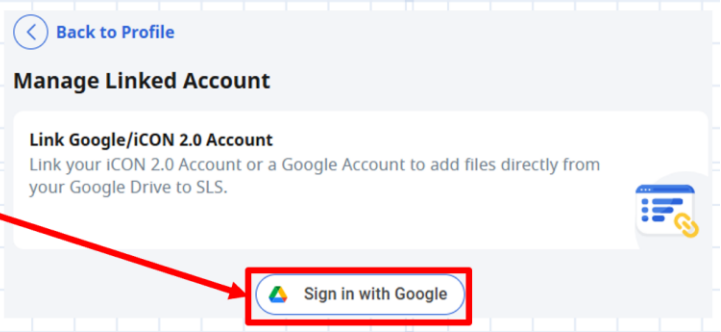
1 Click the **three buttons** beside your avatar.

2 Click **Edit Profile**.

2 Login to Google Account



2 Login to Google Account



2 Login to Google Account


If you have signed in to SLS using MIMS, choose your MIMS email address (the one that ends with @students.edu.sg)

If you have signed in to SLS using SLS account, click **Use another account** and follow the steps.



Choose an account
to continue to [Student Learning Space](#)

 Hariani Salleh
hariani_salleh@moe.edu.sg

 Use another account

2 Login to Google Account

5 Click **Continue**.



You're signing back in to
Student Learning Space

 hariani_salleh@moe.edu.sg

Review Student Learning Space's [privacy policy](#) and [Terms of Service](#) to understand how Student Learning Space will process and protect your data.

To make changes at any time, go to your [Google Account](#).

Learn more about [Sign in with Google](#).

Cancel

Continue

2 Login to Google Account

hariani_salleh@moe.edu.sg

Student Learning Space already has some access
See the [6 services](#) to which Student Learning Space has some access.

Make sure that you trust Student Learning Space

Review Student Learning Space's [privacy policy](#) and [Terms of Service](#) to understand how Student Learning Space will process and protect your data.

To make changes at any time, go to your [Google Account](#).

Learn how Google helps you [share data safely](#).

Cancel

Continue

6 Click **Select All**

7 Click **Continue**

2 Login to Google Account

Back to Profile

Manage Linked Account

Link Google/iCON 2.0 Account

Link your iCON 2.0 Account or a Google Account to add files directly from your Google Drive to SLS.

hariani_salleh@moe.edu.sg

UNLINK

Yeay! You're all set when you see your MIMS email here!

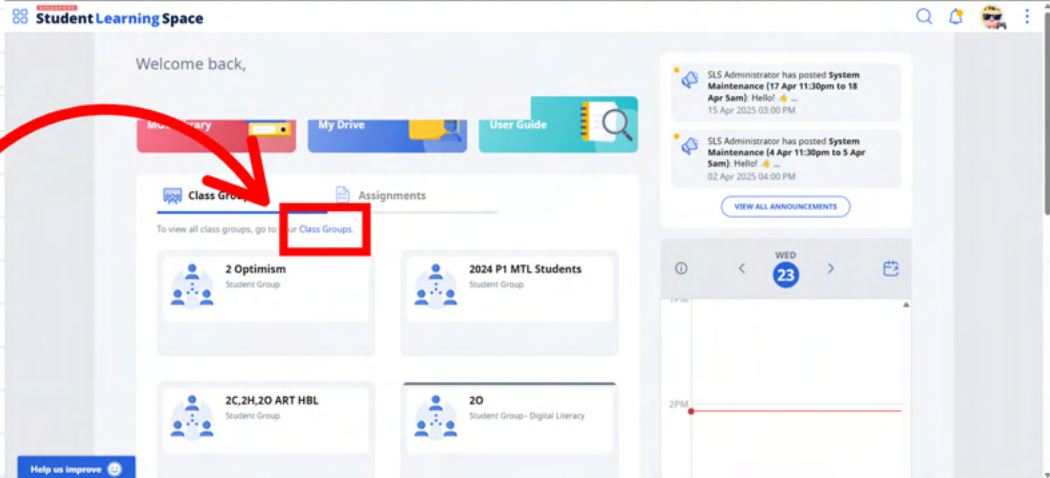
How Do I Access Google Meet in SLS?

1 Login to SLS

First, **login to SLS**
And click on **Class Groups**

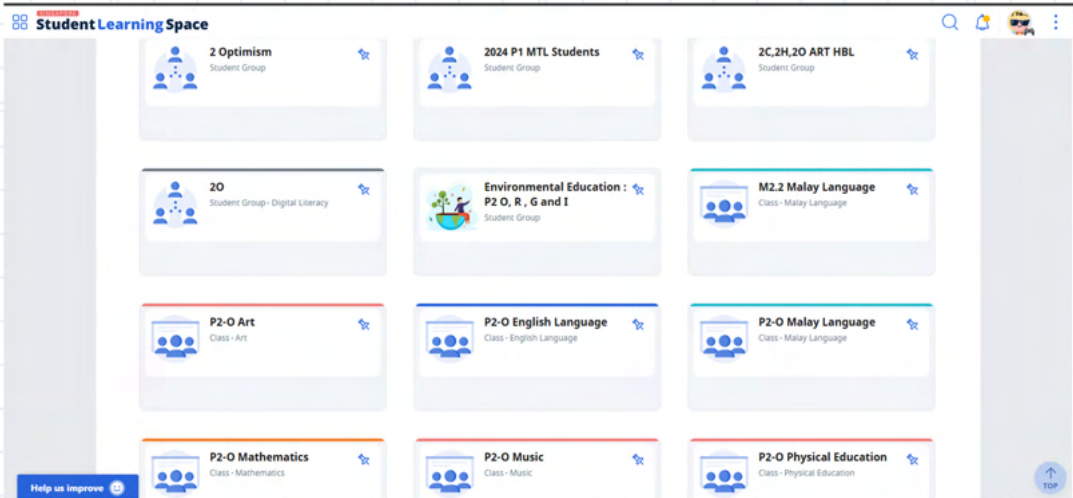
Choose Class Groups

Class Groups



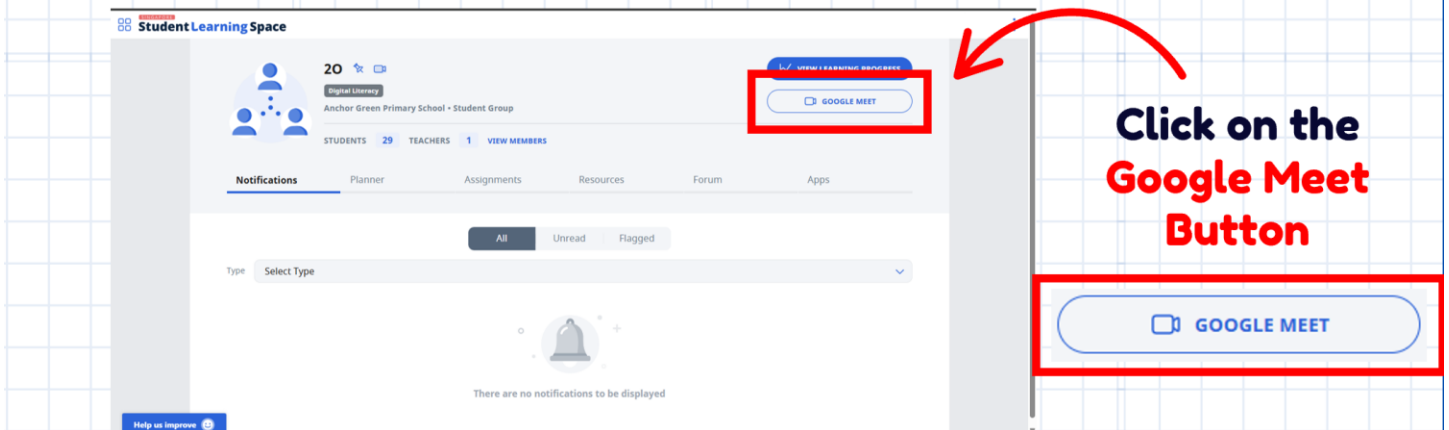
2 Choosing a Class Group

In **Class Groups**, choose either your
Form Class or Subject Class



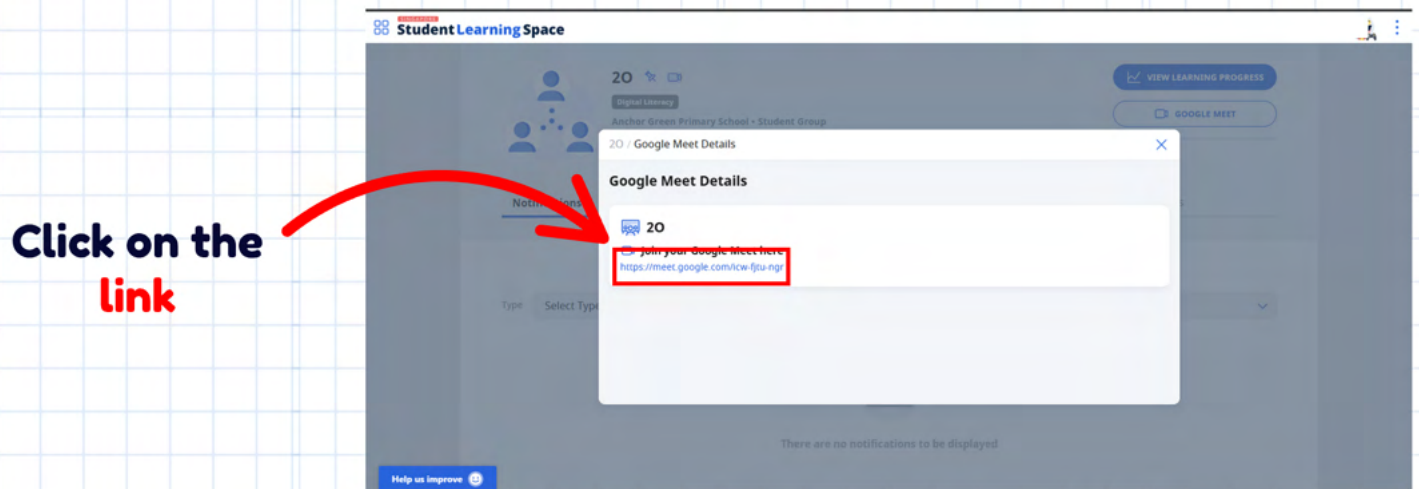
3 Opening Google Meet

In the Form Class or Subject Class Group, you can find a **Google Meet Button** on the right side of the page
Click on the **Google Meet Button**



3 Opening Google Meet

After clicking on the **Google Meet Button**, this pop-up will appear
Click on the **Blue-Coloured link**

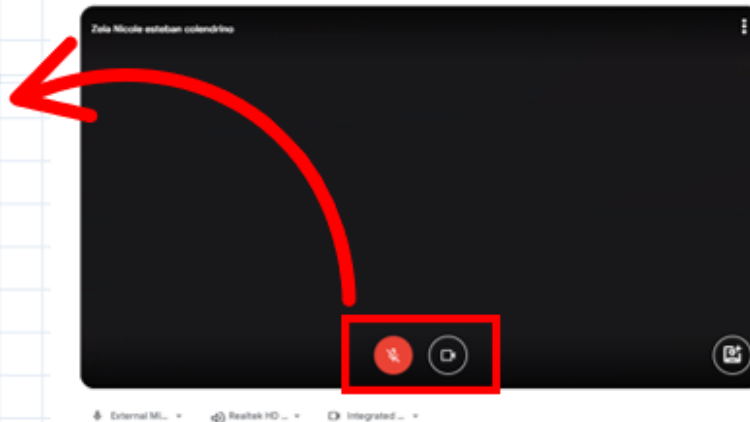


4 Preparation before joining

You will be directed to **Google Meet**
Make sure your **Camera is ON**, and **Microphone is MUTED**

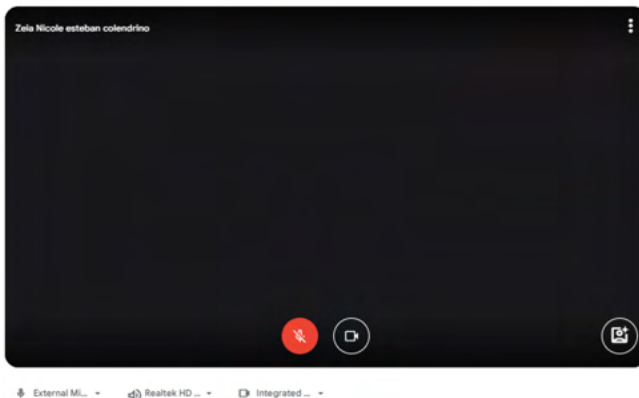


MUTE your
Microphone
Turn ON your
Camera



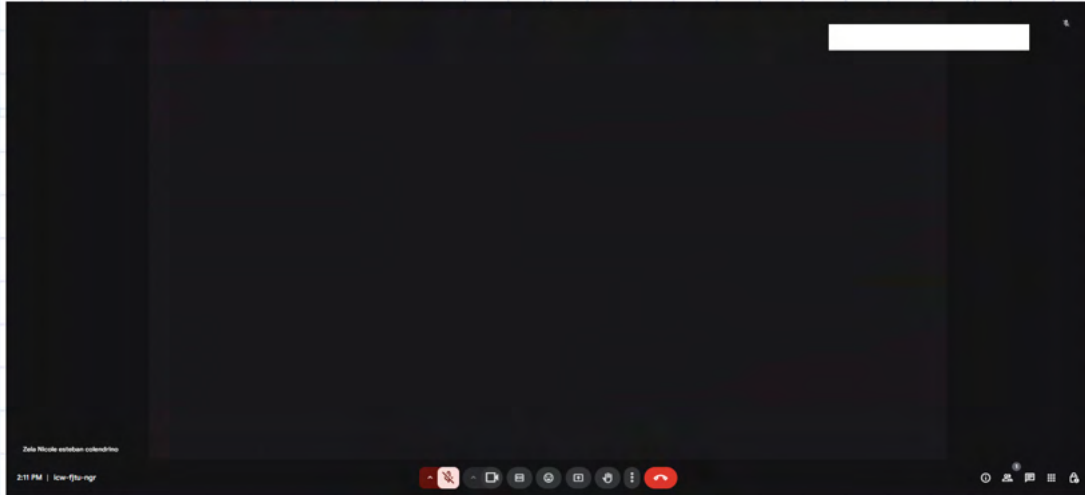
4 Preparation before joining

Once you are ready,
Click on Join Now



5 Wait for Instructions

You're now in the call
and ready for the lesson!



5 Wait for Instructions

If you have questions to ask your teacher,

- 1 Click to raise your hand
- 2 Wait for your teacher to call your name
- 3 Click the microphone button to unmute



Familiarising Myself with the New SLS Interface [NEW]

Let's make learning happen, **Hariani Binte Salleh!**

[SWITCH TO CLASSIC HOMEPAGE](#)

Continue where you left off


[VIEW ALL](#)

This is where you find your Form Teaching Groups and your subject groups


This is where you find your Assignments

This is where you find your Announcements

 **Groups**

 **Assignments**

 **Announcements**

 **Planner**

To view all groups, go to [Groups](#).

 **11 Nov 2025 SLS Year-end Engagement Session**
Professional Development Group · PD For SLS And E-Ped

 **2025 AGPS Staff**
Professional Development Group

 **2025 Math Department**
Professional Development Group · Mathematics

How Do I Behave Online?



Cyber L.E.A.R.N.

FOR ICT BASED LESSONS AND ONLINE ASSIGNMENT



L

Learn actively and be on task by not visiting other websites.



E

Establish a balanced schedule for screen time.



A

Ask your teachers or parents for assistance when required.



R³

Be respectful, relevant and responsible in your words used.



N

Navigate reliable online sources critically and credit the sources.

Frequently Asked Questions (For Parents)

I was given Google Meet links (via PG) for my child to join for him/her check-in/ synchronous lessons. However, my child informed me to login to SLS to join the Google Meet meeting. What should I do?

Use the Class Group Google Meet link in SLS. This will help your child's teacher take his/her attendance easily. It is also safer to log in via SLS. Refer to p12 - 15 of this guide.

My child's teacher has assigned my child to do work on Microsoft PowerPoint/Word. I do not have these apps. What should I do?

Get your child to log in to his/her MIMS account in Microsoft Edge. Once done, click on the nine dots found on the left of the page. Your child should be able to access his/her OneDrive account and the work assigned by his/her teacher. Do not use Google Chrome as this will not work.

My child has forgotten his/her password for MIMS. What should I do?

If your child has forgotten his/her password, do not repeatedly try to login using the wrong password. Click the Forgot Password link and follow the steps shown in this guide. Refer to p4 - 5.

I will be at work on HBL Day, and my child may be facing issues. What should he/she do?

Tell your child to go to our school website

(<https://www.anchorgreenpri.moe.edu.sg/>). Go to the Useful Links > Resources for Students. This guide and other necessary information will be posted in the HBL link (by 07 May).

My child is facing technical issues logging in to the Google Meet lessons. What should he/she do?

Your child can contact his/her teachers, or the personnel-in-charge (Mr Locanas or Mrs Hariani).

Note: It would be a good practice for you and your child to try logging in to SLS and MIMS before the HBL Day. This is to reduce anxiety on the actual day. 😊

Who Do I Contact If I Still Need Help?

If you need help, contact...

Name	Email Address	Purpose
Mr Locanas	locanas_francis_gutierrez@schools.gov.sg	Issues with MIMS or SLS account
Mrs Hariani Salleh	hariani_salleh@schools.gov.sg	
Form Teachers or Subject Teachers	Refer to school website (https://www.anchorgreenpri.moe.edu.sg/)	Other issues